

# How to use a Genuair<sup>®</sup>



Interior Health  
*Every person matters*

Patient Information

[www.interiorhealth.ca](http://www.interiorhealth.ca)

## Usage

- Do not shake the Genuair<sup>®</sup> before using.
- The medication expires 3 months after opening the foil package. Write this date on your calendar or on the Genuair<sup>®</sup>.

## Cleaning

- Wipe the mouthpiece with a clean, dry, cloth or tissue after you take your dose.
- Never use water.

## Storage

- Keep the cap on when not in use.
- Keep in a dry place at room temperature.
- Keep away from direct sunlight or heat.

## When to get a new Genuair<sup>®</sup>

- The dose counter will change every 10 puffs.
- Once the counter reaches “0”, keep using the inhaler until the button locks. This will be your last dose. The Genuair<sup>®</sup> will be empty after this dose.
- Check the expiry date on the Genuair<sup>®</sup> label.
- Start a new inhaler when the old one is empty or expired.
- If you think your Genuair<sup>®</sup> is damaged, or you’ve lost the cap, you should get a new inhaler.


*This document is for informational purposes only. For detailed instructions on use of the Genuair<sup>®</sup> and information about your medication please see the package insert or ask your pharmacist.*

Healthlink BC	Nurse	24 hours a day	Daily	<i>Call 8-1-1 to speak with a nurse, ask a dietitian about nutrition, or a pharmacist about your medication.</i>
<b>Call 8-1-1</b>	Dietitian	9 am–5 pm	Mon–Fri	
	Pharmacist	5 pm–9 am	Daily	
	Hearing Impaired	Call 7-1-1		
<a href="http://www.healthlinkbc.ca">www.healthlinkbc.ca</a>				

## How to use a Genuair<sup>®</sup> (continued)



**1. Hold the Genuair<sup>®</sup> like this.**



**2. Take the cap off.**



**3. Press the button down once.**



**4. Let go of the button.**




**5. Check if the window is green. Continue to step 6. If the window is **not green** repeat steps 3 to 5.**



**6. Breathe out, away from the Genuair<sup>®</sup>, to the end of a normal breath.**




**7. Put the Genuair<sup>®</sup> between your teeth and seal your lips around it. Breathe in fast and strong. You will hear a click. Keep breathing in until your lungs are full.**




**8. Take the Genuair<sup>®</sup> out of your mouth. Hold your breath for 10 seconds if you can. Breathe out.**



**9. When you are finished you should see red in the window. If the window is green repeat steps 6 to 9.**



**10. Put the cap on.**



**11. Wash your hands.**