

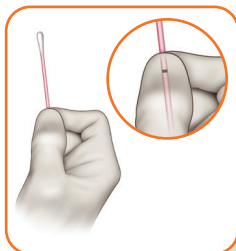
Aptima® Multitest Swab Specimen Collection Kit

Clinician collection procedure guide

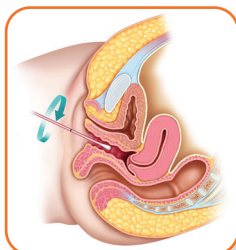


For vaginal swab specimens

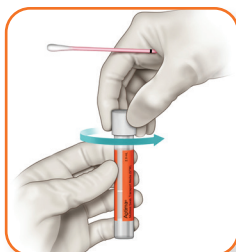
****NOTE: The Aptima Multitest Swab Specimen kit is not for home use**



Partially open swab package and remove swab. Do not touch the soft tip or lay the swab down. If the soft tip is touched, laid down, or dropped, discard and get a new Aptima Multitest Swab Specimen Collection Kit. **Hold swab, placing thumb and forefinger in the middle of shaft covering black score line.** Do not hold shaft below score line.



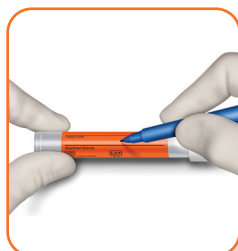
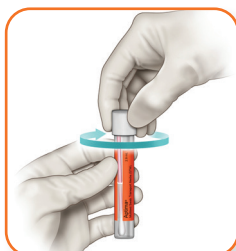
Carefully insert swab into the vagina about 2 inches (5 cm) past the introitus and gently **rotate swab for 10 to 30 seconds.** Make sure swab touches vaginal walls so that moisture is absorbed by swab. Withdraw swab without touching skin.



While holding swab in hand, unscrew tube cap. Do not spill tube contents. If tube contents are spilled, discard and replace with a new Aptima Multitest Swab Specimen Collection Kit.



Immediately place swab into transport tube so black score line is at top of tube. **Align the score line with top edge of tube and carefully break shaft.** Discard top portion of shaft.



Tightly screw cap onto tube. When collecting multiple specimens from the same patient, the tube label provides a specimen source field for unique identification for specimen location.

Label sample with:

- Patient Last Name, First Name
- Date of Birth
- Personal Health Number (PHN)
- Test and Source
- Collection Date and Time
- Collector initials or Mnemonic (IH staff)



Translations for the collection guide may be available. Please check with your Hologic rep for all collection guides.

Hologic provides this collection procedure guide as a general informational tool only; it is not an affirmative instruction or guarantee of performance. It is the sole responsibility of the clinician to read and understand the appropriate package insert and comply with applicable local, state and federal rules and regulations.

hologic.com | diagnostic.solutions@hologic.com | 1.888.484.4747

DS-01552-COM Rev. 006 © 2020 Hologic, Inc. All rights reserved. Hologic, Aptima and associated logos are trademarks and/or registered trademarks of Hologic, Inc. and/or its subsidiaries in the United States and/or other countries. This information is intended for medical professionals in the U.S. and other markets and is not intended as a product solicitation or promotion where such activities are prohibited. Because Hologic materials are distributed through websites, eBroadcasts and tradeshows, it is not always possible to control where such materials appear. For specific information on what products are available for sale in a particular country, please contact your Hologic representative or write to **diagnostic.solutions@hologic.com**.