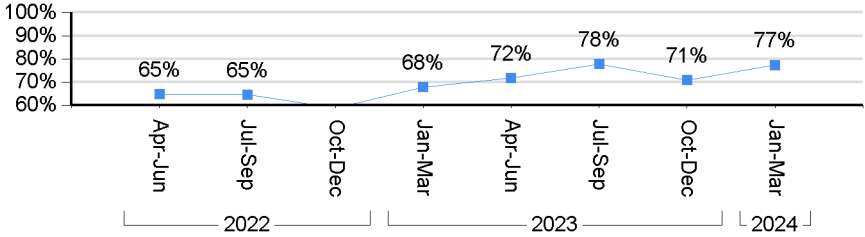
















Hand Hygiene Compliance

Royal Inland Hospital

Interior Health's Compliance Rate Goal Is 80%

<p>Interior Health Acute care Compliance Rate, Past Two years</p> 	<p>Current Quarter</p> <p>Jan 01, 2024- Mar 31, 2024</p>	<p>Previous Quarter</p> <p>Oct 01, 2023-Dec 31, 2023</p>	<p>Change</p>
Royal Inland Hospital	77%	71%	
3W-Pediatrics	84%	86%	
5N Surgical	85%	79%	
5S-Medical	75%	70%	
6N-Medical	91%	54%	
6S-Vascular, Urology, Surgery	96%	56%	
7N-Medical, Cardiology	78%	70%	
Daycare Surgery	84%	79%	
Emergency Department	46%	66%	
GT3-Obstetrics	87%	43%	
GT7-Rehabilitation and Medical	67%	76%	
GT8-Neuroscience and Trauma	75%	76%	
Intensive Care	90%	85%	
Neonatal Intensive Care	85%	N/A	
Interior Health	74%	73%	

Total number of observations this quarter at Royal Inland Hospital was 998

Hand hygiene rates are based on observations of staff practicing hand hygiene before or after patient care, as seen by auditors. Comparisons between facilities are not advised as they may differ in their size, patient characteristics, and services they provide. NA indicates data not available, or insufficient number of observations to report a rate. Hand hygiene compliance rates include all health-care provider disciplines. For more information on our hand hygiene audits, please visit:

<https://www.interiorhealth.ca/about-ih/quality-care#audit-results>