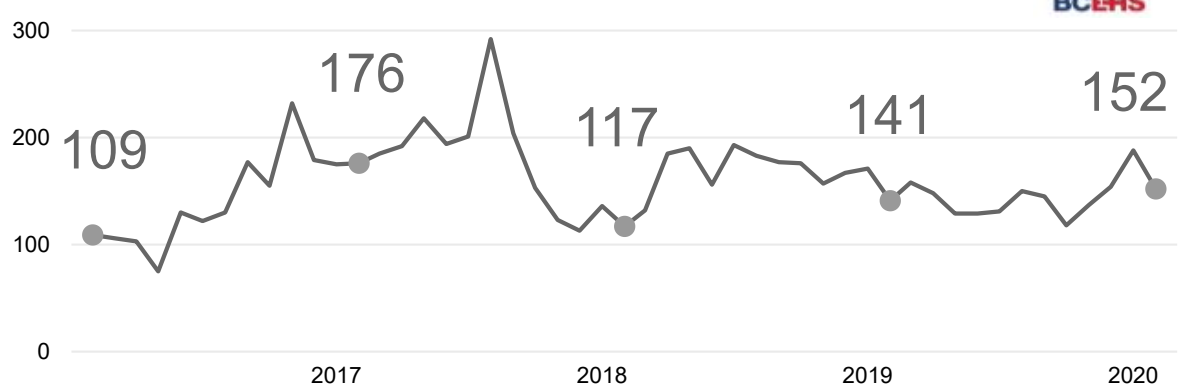


Overdose Response

Report For:

February 2020

Overdose Ambulance Events



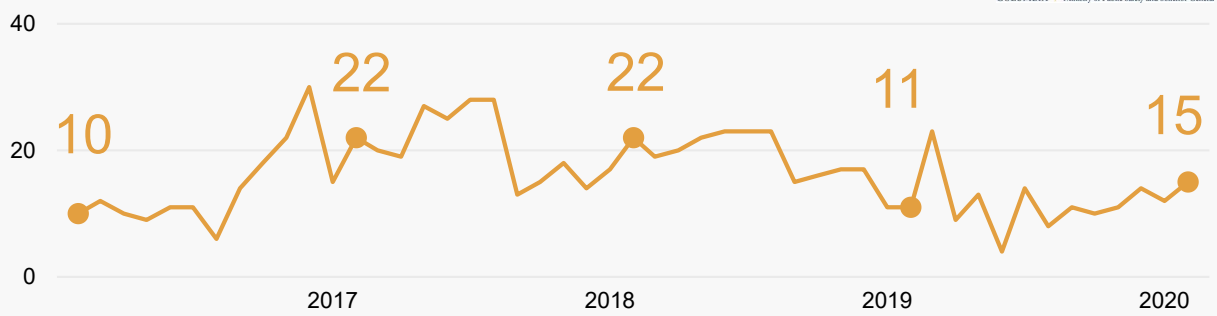
BCEHS

Total Illicit Drug Toxicity Deaths

YTD Deaths:

27 + **23%**
2020 change to prior year

Illicit Drug Toxicity Deaths

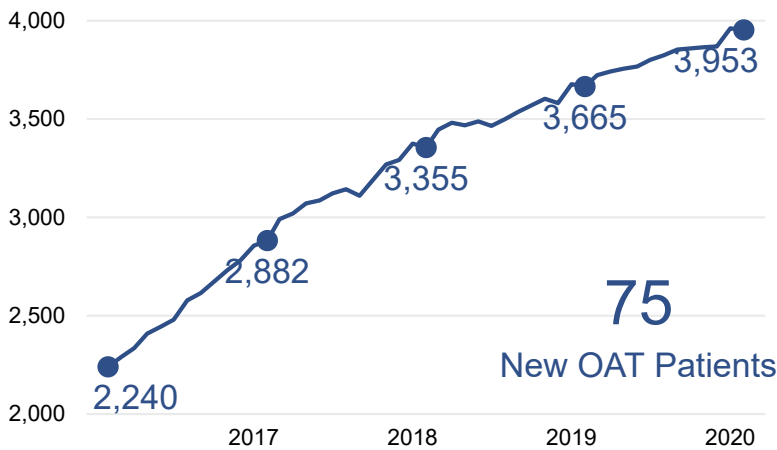


BRITISH COLUMBIA Coroners Service
Ministry of Public Safety and Solicitor General

EVIDENCE BASED INTERVENTIONS

Treatment Opioid Agonist Therapy (OAT)

OAT Clients



75
New OAT Patients

OAT Prescribers



13
New OAT Prescribers

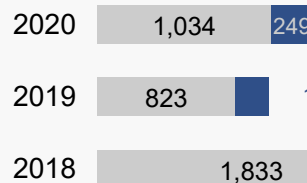
Supervised Consumption Services (SCS)

Visits represent the reporting month specified

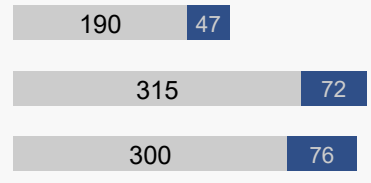
163 Overdoses managed since opening May 2017

0 Deaths at the SCS

Kelowna



Kamloops



● Other Visits ● Consumption Visits

Drug Checking Locations

ANKORS Cranbrook	250-426-3383	209A 16th Ave North
ANKORS Nelson	250-505-5506	101 Baker Street
ASK Kamloops	250-376-7558	433 Tranquille Road
ASK Merritt	250-313-0098	2169 Quichena Ave
Cammy LaFleur Vernon	250-545-3572	3306 32nd Ave
LRPC Kelowna	778-753-5830	255 Lawrence Ave
SOWINS Penticton	250-809-7054	Mobile Service

YTD Take Home Naloxone (THN)



736
THN Kits Distributed

342
Kits replaced

Data Notes and Limitations:

Data is representative of the Interior Health region only. Data may change over time as definitions and data collection

methods are refined for provincial consistency and to meet the evolving needs of the overdose emergency.

Overdose Ambulance Events represent illegal drug overdoses attended by the BC Emergency Health Services (BCEHS). Most overdoses attended have a non-fatal outcome.

Illicit Drug Overdose Deaths:

- Numbers of deaths reported in communities can vary substantially from month to month. As such, reporting over longer periods gives a better indication of real change.
- Locations are defined by place of injury (overdose). If place of injury was not available, then place of residence and then place of death was used.
- Months/years are defined by date of injury. If date of injury was not available, then date of death was used.
- Data subject to change as investigations are finalized. It can take 1+ year for an investigation to be completed. There is a 2-3 month lag in data availability from the BC Coroner's Office.

OAT Clients represents the number of unique clients (IH residents) who were dispensed OAT at a community pharmacy during the reporting month.

OAT Prescribers represents the number of clinicians prescribing OAT as assessed by prescriptions filled at community pharmacies during the reporting month

SCS

- The mobile SCS are located in both Kelowna and Kamloops. The mobiles travel to two locations within each community.
- The total visits include visits for all services available at the SCS. Services include but are not limited to: supervised consumption, harm reduction supplies, drug testing, nursing services, and referrals to MHSU services and programs.

Drug Checking data is for results of fentanyl test strips only. There are nine locations individuals can access fentanyl test strip drug checking within Interior Health.

- Fentanyl positivity indicates the percentage of drugs in that category that tested positive for fentanyl.
- Provincially less than 10% of stimulants tested are positive for fentanyl. Efforts to standardize training and reporting are underway in IH, and the positive stimulant test rate will be published when IH is confident in the data.

Naloxone:

- THN = Take home naloxone
- THN kits used represent when a client reports a kit used when obtaining a replacement.

Data Sources:

1. Overdose Ambulance Events - BC Emergency Health Services
2. Illicit Drug Overdose Deaths - BC Coroners Service
3. OAT Clients and Prescribers - BC PharmaNet
4. Supervised Consumption Service - NucleusLabs
5. Drug Checking - Paper Forms and NucleusLabs
6. Naloxone - BC Centre For Disease Control