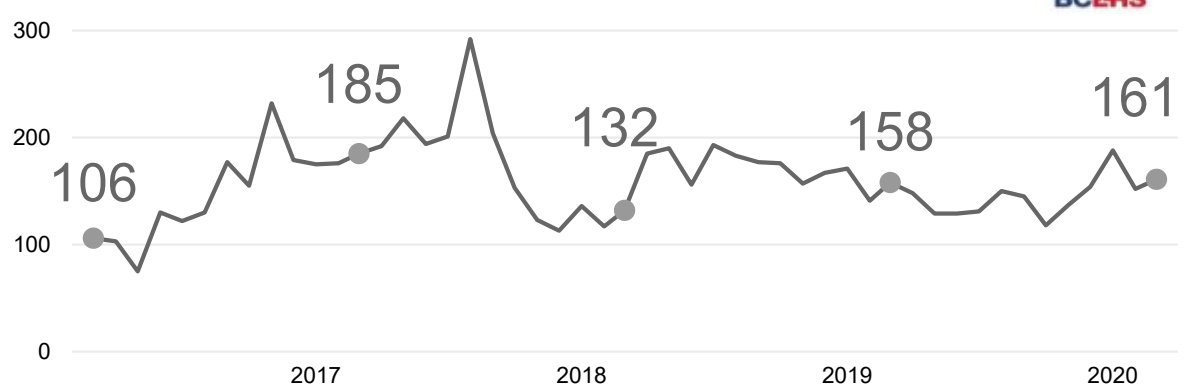


# Overdose Response

Report For:

March 2020

Overdose Ambulance Events



## Total Illicit Drug Toxicity Deaths

YTD Deaths:

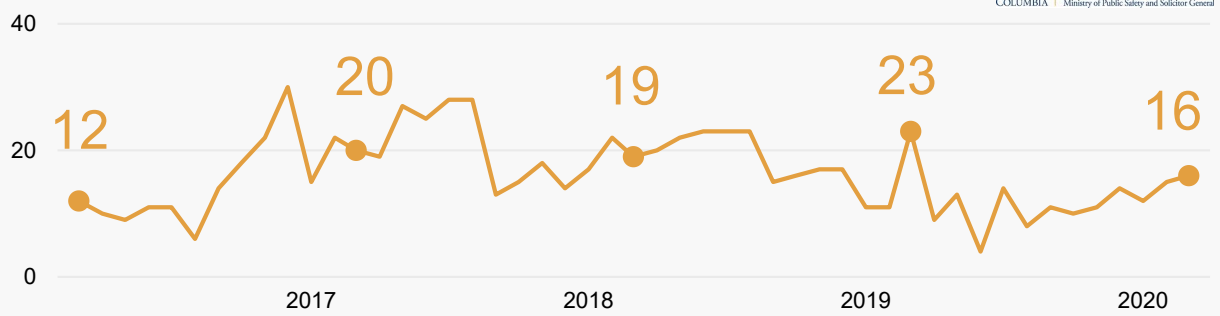
43

2020

-4%

change to prior year

Illicit Drug Toxicity Deaths



## EVIDENCE BASED INTERVENTIONS

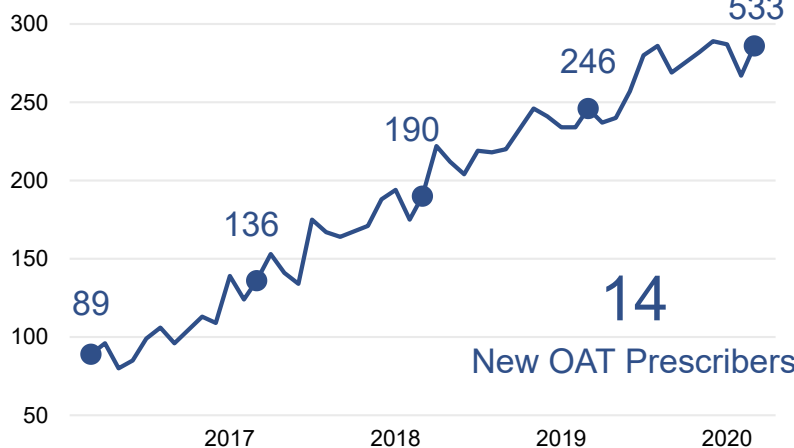
### Treatment Opioid Agonist Therapy (OAT)

OAT Clients



45 New OAT Patients

OAT Prescribers



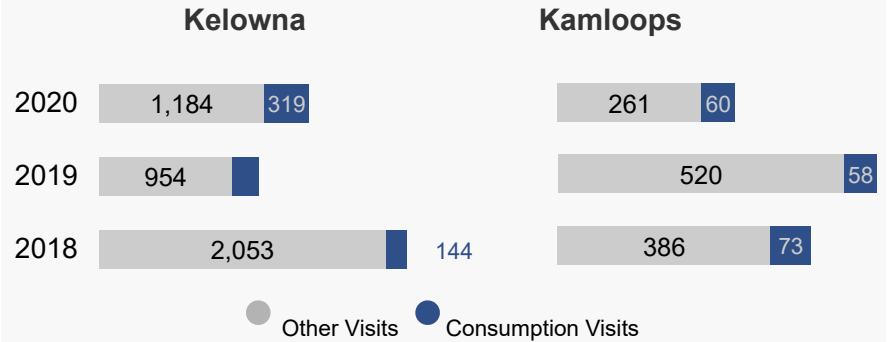
14 New OAT Prescribers

### Supervised Consumption Services (SCS)

Visits represent the reporting month specified

170 Overdoses managed since opening May 2017

0 Deaths at the SCS



### Drug Checking Locations

ANKORS Cranbrook	250-426-3383	209A 16th Ave North
ANKORS Nelson	250-505-5506	101 Baker Street
ASK Kamloops	250-376-7558	433 Tranquille Road
ASK Merritt	250-313-0098	2169 Quichena Ave
Cammy LaFleur Vernon	250-545-3572	3306 32nd Ave
LRPC Kelowna	778-753-5830	255 Lawrence Ave
SOWINS Penticton	250-809-7054	Mobile Service

### YTD Take Home Naloxone (THN)



772

THN Kits Distributed

359

Kits replaced

## Data Notes and Limitations:

**Data is representative of the Interior Health region only. Data may change over time as definitions and data collection**

**methods are refined for provincial consistency and to meet the evolving needs of the overdose emergency.**

**Overdose Ambulance Events** represent illegal drug overdoses attended by the BC Emergency Health Services (BCEHS). Most overdoses attended have a non-fatal outcome.

### **Illicit Drug Overdose Deaths:**

- Numbers of deaths reported in communities can vary substantially from month to month. As such, reporting over longer periods gives a better indication of real change.
- Locations are defined by place of injury (overdose). If place of injury was not available, then place of residence and then place of death was used.
- Months/years are defined by date of injury. If date of injury was not available, then date of death was used.
- Data subject to change as investigations are finalized. It can take 1+ year for an investigation to be completed. There is a 2-3 month lag in data availability from the BC Coroner's Office.

**OAT Clients** represents the number of unique clients (IH residents) who were dispensed OAT at a community pharmacy during the reporting month.

**OAT Prescribers** represents the number of clinicians prescribing OAT as assessed by prescriptions filled at community pharmacies during the reporting month

### **SCS**

- The mobile SCS are located in both Kelowna and Kamloops. The mobiles travel to two locations within each community.
- The total visits include visits for all services available at the SCS. Services include but are not limited to: supervised consumption, harm reduction supplies, drug testing, nursing services, and referrals to MHSU services and programs.

### **Naloxone:**

- THN = Take home naloxone
- THN kits used represent when a client reports a kit used when obtaining a replacement.

## Data Sources:

1. Overdose Ambulance Events - BC Emergency Health Services
2. Illicit Drug Overdose Deaths - BC Coroners Service
3. OAT Clients and Prescribers - BC PharmaNet
4. Supervised Consumption Service - NucleusLabs
5. Naloxone - BC Centre For Disease Control