

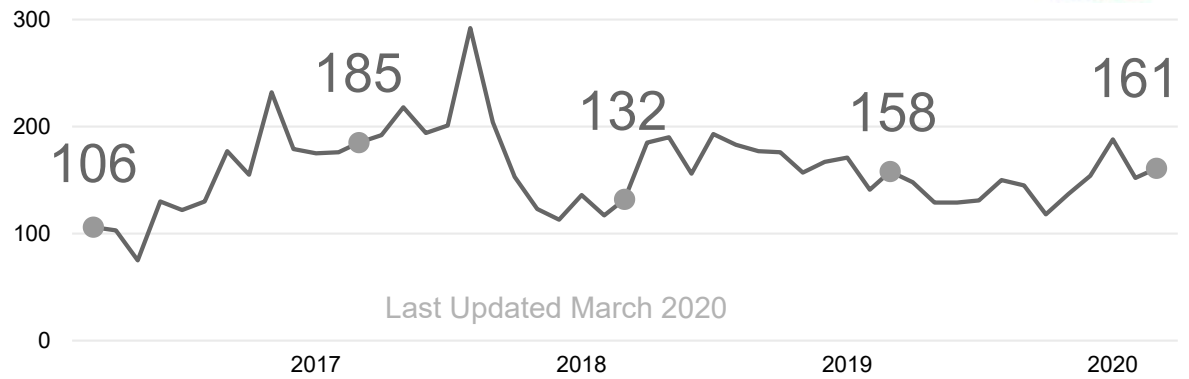
Overdose Response

Report For:

May 2020

Overdose Ambulance Events

BCEHS



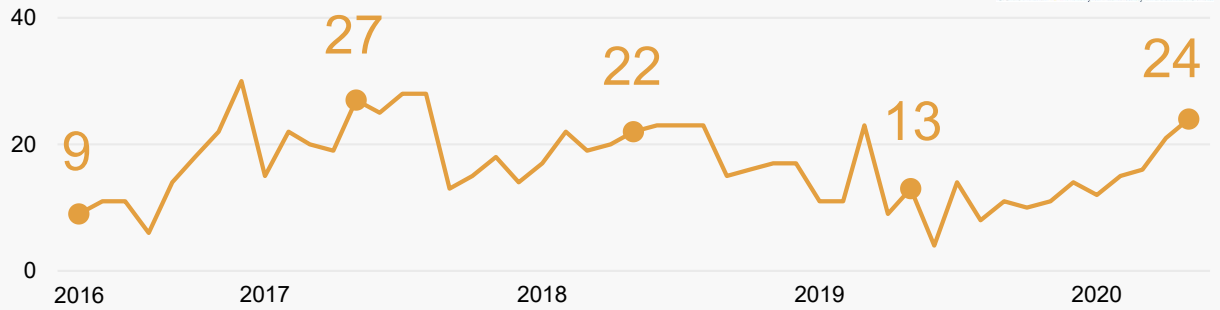
Total Illicit Drug Toxicity Deaths

YTD Deaths:

88
2020
+31%
change to
prior year

Illicit Drug Toxicity Deaths

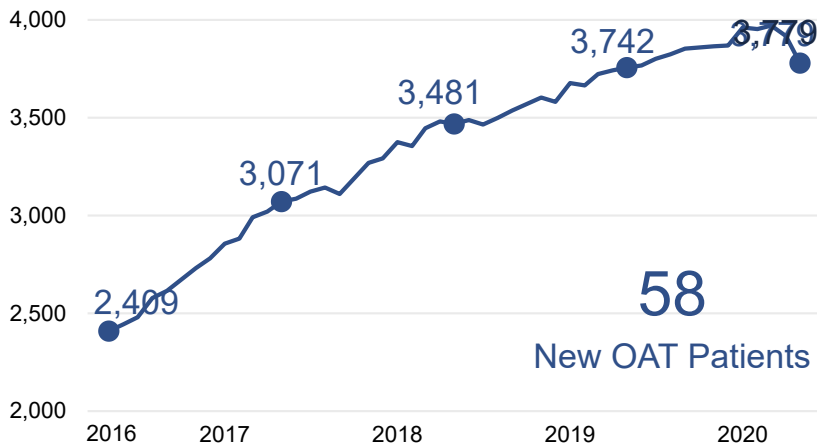
BRITISH COLUMBIA Coroners Service
Ministry of Public Safety and Solicitor General



EVIDENCE BASED INTERVENTIONS

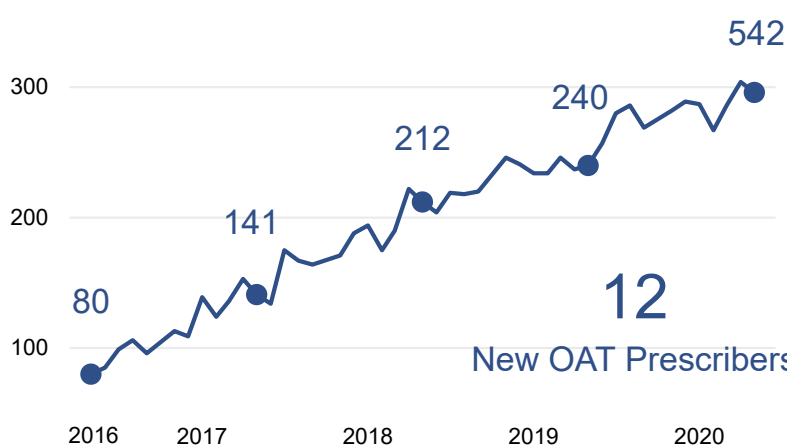
Treatment Opioid Agonist Therapy (OAT)

OAT Clients



58
New OAT Patients

OAT Prescribers



12
New OAT Prescribers

Supervised Consumption Services (SCS)

Visits represent the reporting month specified

193 Overdoses managed since opening May 2017

0 Deaths at the SCS

	Kelowna		Kamloops	
2020	1,678	428	355	70
2019	1,141	155	610	86
2018	2,325	129	574	122

● Other Visits ● Consumption Visits

Drug Checking Locations

ANKORS Cranbrook	250-426-3383	209A 16th Ave North
ANKORS Nelson	250-505-5506	101 Baker Street
ASK Kamloops	250-376-7558	433 Tranquille Road
ASK Merritt	250-313-0098	2169 Quichena Ave
Cammy LaFleur Vernon	250-545-3572	3306 32nd Ave
LRPC Kelowna	778-753-5830	255 Lawrence Ave
SOWINS Penticton	250-809-7054	Mobile Service

YTD Take Home Naloxone (THN) Last Updated April 2020



790
THN Kits Distributed

377
Kits replaced

Data Notes and Limitations:

Data is representative of the Interior Health region only. Data may change over time as definitions and data collection

methods are refined for provincial consistency and to meet the evolving needs of the overdose emergency.

Overdose Ambulance Events represent illegal drug overdoses attended by the BC Emergency Health Services (BCEHS). Most overdoses attended have a non-fatal outcome.

Illicit Drug Overdose Deaths:

- Numbers of deaths reported in communities can vary substantially from month to month. As such, reporting over longer periods gives a better indication of real change.
- Locations are defined by place of injury (overdose). If place of injury was not available, then place of residence and then place of death was used.
- Months/years are defined by date of injury. If date of injury was not available, then date of death was used.
- Data subject to change as investigations are finalized. It can take 1+ year for an investigation to be completed. There is a 2-3 month lag in data availability from the BC Coroner's Office.

OAT Clients represents the number of unique clients (IH residents) who were dispensed OAT at a community pharmacy during the reporting month.

OAT Prescribers represents the number of clinicians prescribing OAT as assessed by prescriptions filled at community pharmacies during the reporting month

SCS

- The mobile SCS are located in both Kelowna and Kamloops. The mobiles travel to two locations within each community.
- The total visits include visits for all services available at the SCS. Services include but are not limited to: supervised consumption, harm reduction supplies, drug testing, nursing services, and referrals to MHSU services and programs.

Naloxone:

- THN = Take home naloxone
- THN kits used represent when a client reports a kit used when obtaining a replacement.

Data Sources:

1. Overdose Ambulance Events - BC Emergency Health Services
2. Illicit Drug Overdose Deaths - BC Coroners Service
3. OAT Clients and Prescribers - BC PharmaNet
4. Supervised Consumption Service - NucleusLabs
5. Naloxone - BC Centre For Disease Control