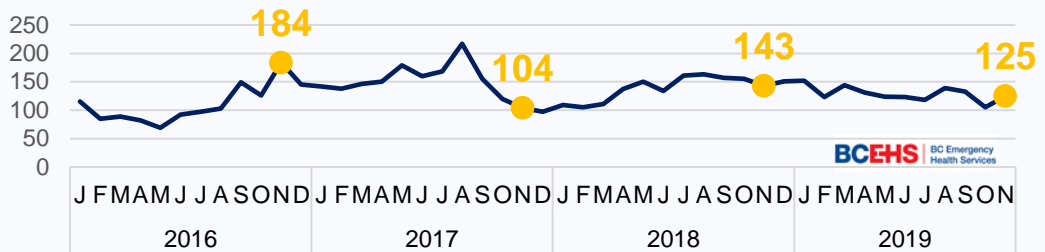


Overdose Response

Report for:

November 2019

Overdose Ambulance Events



Total Illicit Drug Toxicity Deaths

-42% YTD

126 for Jan - November 2019

217 for Jan - November 2018

Illicit Drug Toxicity Deaths



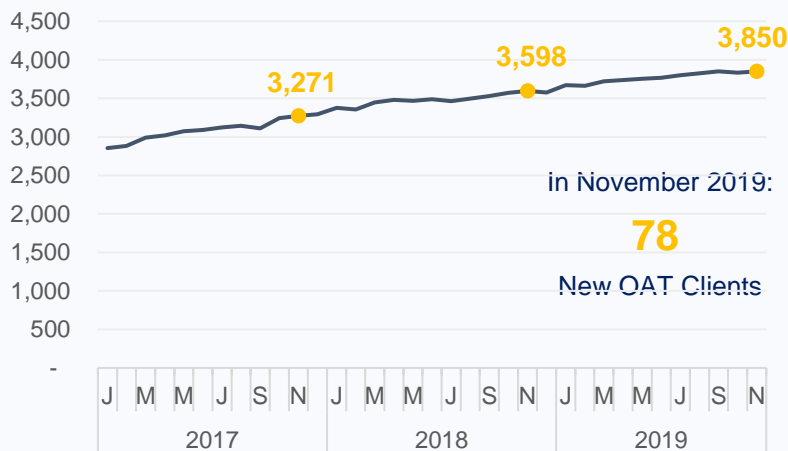
EVIDENCE BASED INTERVENTIONS

Treatment



Opioid Agonist Therapy (OAT)

OAT Clients

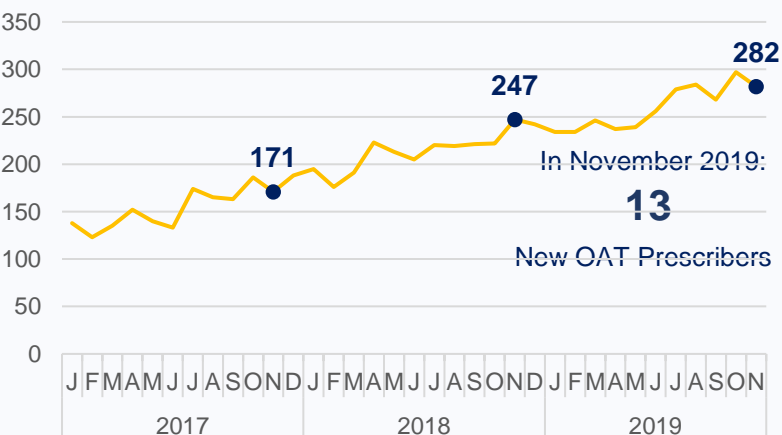


In November 2019:

78

New OAT Clients

OAT Prescribers



In November 2019:

13

New OAT Prescribers

November 2019:

Supervised Consumption Sites (SCS)

	Kamloops	Kelowna
Total Visits	399	1,428
Consumption Visits	80	241
Overdoses managed at the SCS since May 2017	140	
Overdose deaths at the SCS since opening	0	

There are two mobile SCS within Interior Health: Kamloops and Kelowna.

Drug Checking Locations

ANKORS Cranbrook	250-426-3383	209A 16th Ave North
ANKORS Nelson	250-505-5506	101 Baker Street
ASK Kamloops	250-376-7558	433 Tranquille Rd
ASK Merritt	250-315-0098	2196 Quilchena Ave
Cammy LaFleur Vernon	250-545-3572	3306A 32nd Ave
LPRC Kelowna	778-753-5830	255 Lawrence Ave
SOWINS Penticton	250-809-7054	Mobile Service

YTD Jan - Nov 2019: **Take Home Naloxone (THN)**

THN Kits Distributed **4,813**

THN Kits Reported Used **3,727**



Data Notes and Limitations

Data is representative of the Interior Health region only. Data may change over time as definitions and data collection methods are refined for provincial consistency and to meet the evolving needs of the overdose emergency.

Overdose Ambulance Events represent illegal drug overdoses attended by the BC Emergency Health Services (BCEHS). Most overdoses attended have a non-fatal outcome.

Illicit Drug Toxicity Deaths

- Numbers of deaths reported in communities can vary substantially from month to month. As such, reporting over longer periods gives a better indication of real change.
- Locations are defined by place of injury (overdose). If place of injury was not available, then place of residence and then place of death was used.
- Months/years are defined by date of injury. If date of injury was not available, then date of death was used.
- Data subject to change as investigations are finalized. It can take 1+ year for an investigation to be completed. There is a 2-3 month lag in data availability from the BC Coroner's Office.

OAT Clients represents the number of unique clients (IH residents) who were dispensed OAT at a community pharmacy during the reporting month.

OAT Prescribers represents the number of clinicians prescribing OAT as assessed by prescriptions filled at community pharmacies during the reporting month

Supervised Consumption Sites

- The mobile SCS are located in both Kelowna and Kamloops. The mobiles travel to two locations within each community.
- The total visits include visits for all services available at the SCS. Services include but are not limited to: supervised consumption, harm reduction supplies, drug testing, nursing services, and referrals to MHSU services and programs.

Drug Checking

- Drug checking data is for results of fentanyl test strips only. There are nine locations individuals can access fentanyl test strip drug checking within Interior Health.
- Fentanyl positivity indicates the percentage of drugs in that category that tested positive for fentanyl.

Naloxone

- Take home naloxone (THN) data is provided from the BC Centre for Disease Control as the data is available; typically, there is a lag in data reporting of several months. These numbers are subject to change over the course of the year.
- THN kits used represent when a client reports a kit used when obtaining a replacement.

Data Sources

- Overdose Ambulance Events - BC Emergency Health Services
- Illicit Drug Toxicity Deaths - BC Coroners Service
- OAT Clients and Prescribers - BC PharmaNet
- Supervised Consumption Sites - NucleusLabs
- Drug Checking - NucleusLabs
- Naloxone - BC Centre for Disease Control