

## Overdose Response

Report for:

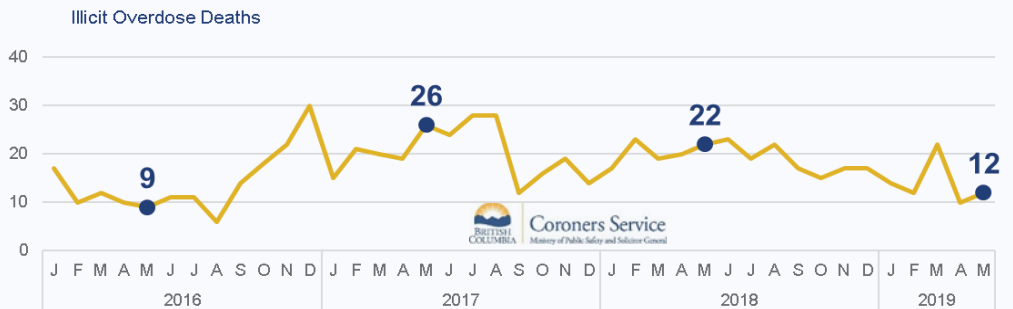
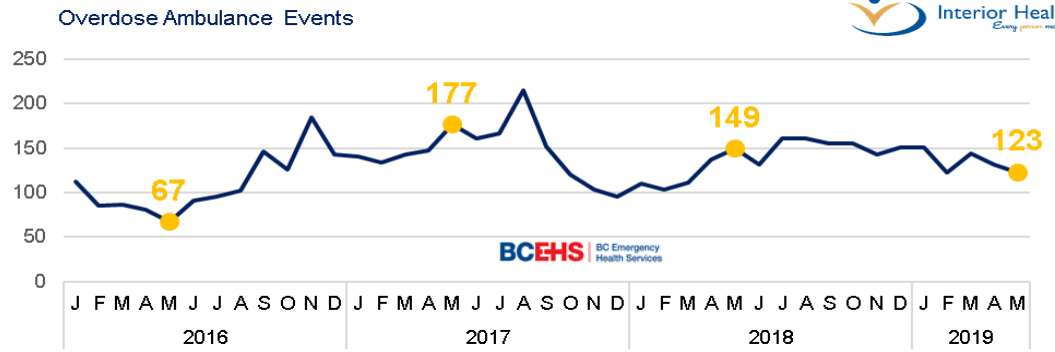
**May 2019**

## Total Illicit Drug Overdose Deaths

YTD: Jan - May 2019

**70** ↓

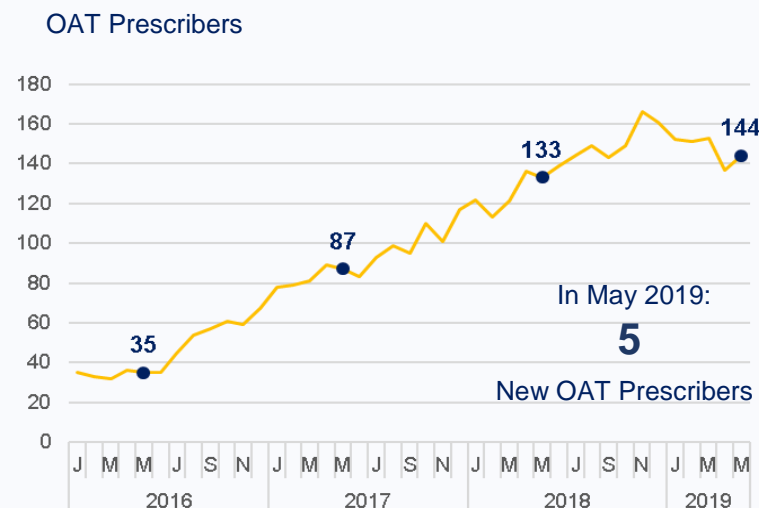
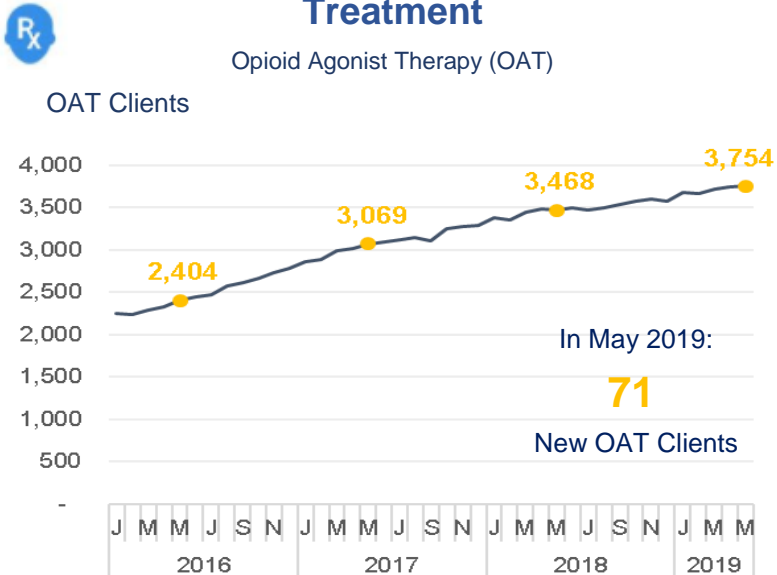
Compared to 101 for Jan - May 2018



# EVIDENCE BASED INTERVENTIONS

## Treatment

Opioid Agonist Therapy (OAT)



## Supervised Consumption Sites (SCS)

|                     | Kamloops | Kelowna |
|---------------------|----------|---------|
| Total Visits        | 697      | 1,296   |
| Visits to Use Drugs | 86       | 154     |

**109** Overdoses managed at the SCS since May 2017

**0** Overdose deaths at the SCS since opening

There are two mobile SCS within Interior Health: Kamloops and Kelowna.

## Drug Checking Locations

|                      |              |                     |
|----------------------|--------------|---------------------|
| ANKORS Cranbrook     | 250-426-3383 | 209A 16th Ave North |
| ANKORS Nelson        | 250-505-5506 | 101 Baker Street    |
| ASK Kamloops         | 250-376-7558 | 433 Tranquille Rd   |
| ASK Merritt          | 250-315-0098 | 2196 Quilchena Ave  |
| Cammy LaFleur Vernon | 250-545-3572 | 3306A 32nd Ave      |
| LPRC Kelowna         | 778-753-5830 | 255 Lawrence Ave    |
| SOWINS Penticton     | 250-809-7054 | Mobile Service      |

## YTD Jan - May 2019: Take Home Naloxone (THN)

THN Kits Distributed **2,212**

THN Kits Reported Used **866**



## Data Notes and Limitations

**Data is representative of the Interior Health region only. Data may change over time as definitions and data collection methods are refined for provincial consistency and to meet the evolving needs of the overdose emergency.**

**Overdose Ambulance Events** represent illegal drug overdoses attended by the BC Emergency Health Services (BCEHS). Most overdoses attended have a non-fatal outcome.

### **Illicit Drug Overdose Deaths**

- Numbers of deaths reported in communities can vary substantially from month to month. As such, reporting over longer periods gives a better indication of real change.
- Locations are defined by place of injury (overdose). If place of injury was not available, then place of residence and then place of death was used.
- Months/years are defined by date of injury. If date of injury was not available, then date of death was used.
- Data subject to change as investigations are finalized. It can take 1+ year for an investigation to be completed. There is a 2-3 month lag in data availability from the BC Coroner's Office.

**OAT Clients** represents the number of unique clients (IH residents) who were dispensed OAT at a community pharmacy during the reporting month.

**OAT Prescribers** represents the number of clinicians prescribing OAT as assessed by prescriptions filled at community pharmacies during the reporting month

### **Supervised Consumption Sites**

- The mobile SCS are located in both Kelowna and Kamloops. The mobiles travel to two locations within each community.
- The total visits include visits for all services available at the SCS. Services include but are not limited to: supervised consumption, harm reduction supplies, drug testing, nursing services, and referrals to MHSU services and programs.

### **Naloxone**

- Take home naloxone (THN) data is provided from the BC Centre for Disease Control as the data is available; typically, there is a lag in data reporting of several months. These numbers are subject to change over the course of the year.
- THN kits used represent when a client reports a kit used when obtaining a replacement.

### **Data Sources**

- Overdose Ambulance Events - BC Emergency Health Services
- Illicit Drug Overdose Deaths - BC Coroners Service
- OAT Clients and Prescribers - BC PharmaNet
- Supervised Consumption Sites - NucleusLabs
- Naloxone - BC Centre for Disease Control