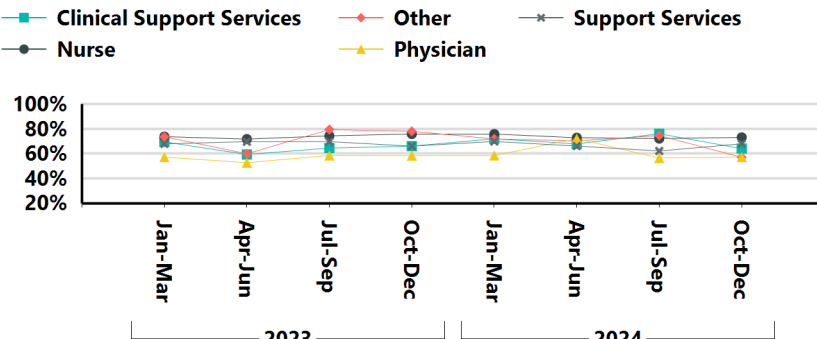








Hand Hygiene Compliance

Healthcare Worker Groups

Interior Health's Compliance Rate Goal Is 80%

	Current Quarter Oct 01, 2024- Dec 31, 2024	Previous Quarter Jul 01, 2024- Sep 30, 2024	Change
Clinical Support Services	64%	76%	
Nurse	73%	72%	
Other	57%	75%	
Physician	57%	57%	
Support Services	68%	62%	
Interior Health	71%	71%	

Total number of observations this quarter were: Clinical Support Services, 293; Nurse, 3330; Other, 35; Physician, 401; Support Services, 269

Hand hygiene rates are based on observations of staff practicing hand hygiene before or after patient care, as seen by auditors. Comparisons between facilities are not advised as they may differ in their size, patient characteristics, and services they provide. NA indicates data not available, or insufficient number of observations to report a rate. Hand hygiene compliance rates include all health-care provider disciplines. For more information on our hand hygiene audits, please visit: <https://www.interiorhealth.ca/about-ih/quality-care#audit-results>