

# IH Anywhere Access

## Overview


When outside of an Interior Health facility, access to Physician's Invoice Portal (PIP) must be made using IH Anywhere. Follow these instructions to access PIP using IH Anywhere.

1. Type <https://ihanywhere.interiorhealth.ca>

\* **Note:** You **do not** have to install VMWare Horizon. If you see the screen below, you are already inside an IH Network and should be able to access PIP from this link:  
<https://cms.interiorhealth.ca/cms/servlet/cms.servlet.Login?locale=en&licensee=ihpc>



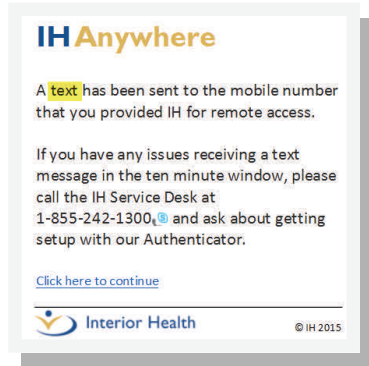
2. Enter IH Username and Password.



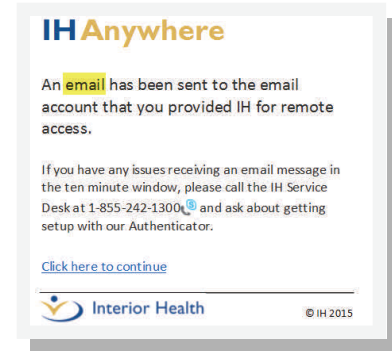
3. Select method to receive passcode; *E-mail* **OR** *Text* (recommend selecting *Text* for quickest response).



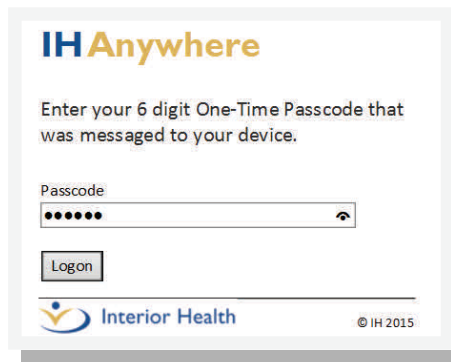
a) If *Text* selected, you will see this message:



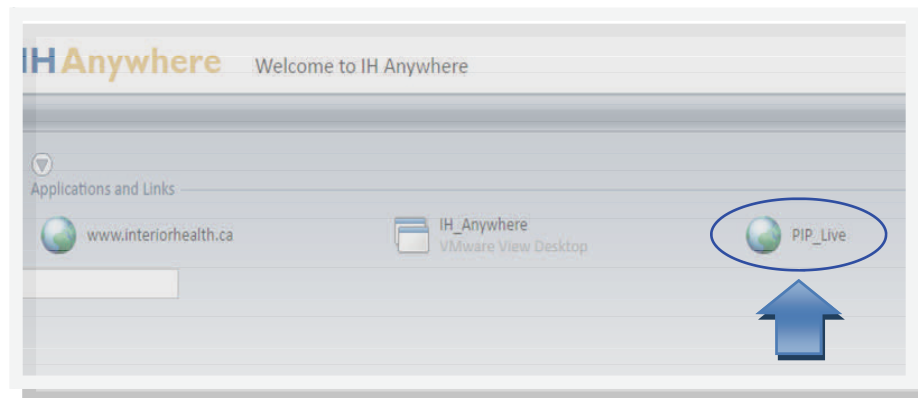
b) If *E-mail* selected, you will see this message:



4. Enter passcode received in email or text message.



5. IH Anywhere screen. Click PIP Live icon **do not** click on IH Anywhere Icon.



6. PIP Live log on screen. Use IH User Name and Password to log on.

