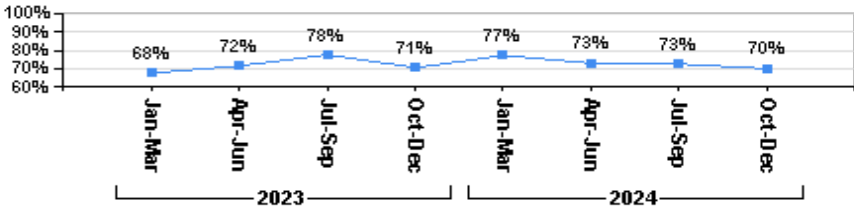

















# Hand Hygiene Compliance

## Royal Inland Hospital

Interior Health's Compliance Rate Goal Is 80%

|  | <b>Current Quarter</b><br><br>Oct 01, 2024-<br>Dec 31, 2024 | <b>Previous Quarter</b><br><br>Jul 01, 2024-<br>Sep 30, 2024 | <b>Change</b>   |
|---|---|--|---|
| <b>Royal Inland Hospital</b>  | <b>70%</b>  | 73%  |    |
| 3N-Pediatrics   | <b>80%</b>  | 74%  |    |
| 5N Surgical   | <b>75%</b>  | 75%  |    |
| 5S-Medical  | <b>61%</b>  | 73%  |    |
| 6N-Medical  | <b>71%</b>  | 79%  |    |
| 6S-Vascular, Urology, Surgery   | <b>73%</b>  | 83%  |    |
| 7N-Medical, Cardiology  | <b>70%</b>  | 77%  |    |
| Daycare Surgery   | <b>61%</b>  | 60%  |   |
| Emergency Department  | <b>61%</b>  | 49%  |  |
| GT3-Obstetrics  | <b>80%</b>  | 82%  |  |
| GT7-Rehabilitation and Medical  | <b>74%</b>  | 78%  |  |
| GT8-Neuroscience and Trauma   | <b>71%</b>  | 78%  |  |
| Intensive Care  | <b>83%</b>  | 85%  |  |
| Neonatal Intensive Care   | <b>83%</b>  | 89%  |  |
| <b>Interior Health</b>  | <b>71%</b>  | <b>71%</b>   |  |

Total number of observations this quarter at Royal Inland Hospital was 707

Hand hygiene rates are based on observations of staff practicing hand hygiene before or after patient care, as seen by auditors. Comparisons between facilities are not advised as they may differ in their size, patient characteristics, and services they provide. NA indicates data not available, or insufficient number of observations to report a rate. Hand hygiene compliance rates include all health-care provider disciplines.