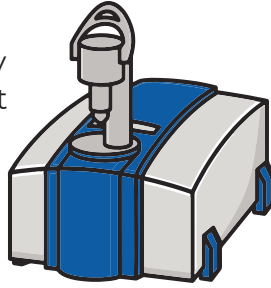


How does drug checking work?

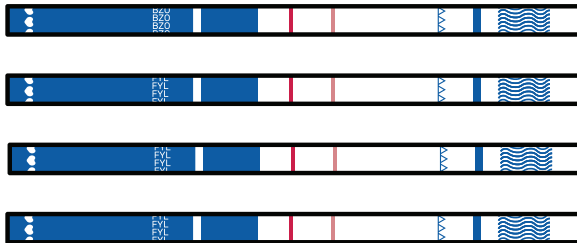
FTIR

Fourier-Transform InfraRed spectroscopy involves shining a light on a sample placed on the instrument. What is reflected back is analyzed and then compared with an extensive reference library of known substances. This allows us to quickly and reliably tell what are the different ingredients of the drug.



Testing Strips

Immunoassay strips are used to detect substances that may be missed by FTIR. They are very sensitive and can detect potent substances like fentanyl and benzodiazepines in very small amounts. Used in combination with FTIR, they provide a more complete portrait of what is present in the drug.



Where can you check your drugs?

PLACE TO WRITE/////////
community drug checking
location/////////
Apply Sticky Label
/////////

Drug checking is available throughout the Interior. Find more locations and information at:

drugchecking.ca



824281 MAR 25-26



Stop ?
Guessing.
Start ✓
Checking.

Drug Checking Information





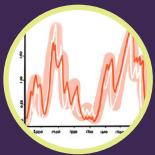
FTIR Drug Checking

In person drug checking process



1. Lend a small amount of drugs* to the drug checking technician.

*A sample the size of a few grains of salt.



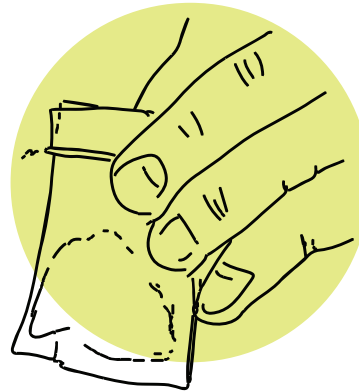
2. In a few minutes, using a combination of testing strips and FTIR spectroscopy, they will tell you what is in your drugs.



3. You are handed your drugs back, and what you do next is your choice. You can ask for more information or simply go about your day. That's it!

What is drug checking?

Drug checking is a service that allows you to know what is in your drugs. It is always free, anonymous and confidential.



Why should you check your drugs?

Illicit drugs are not regulated in any way. It is impossible to know what is in them without testing them. Some substances in drugs can be very dangerous, even in small amounts.

Without checking your drugs, you risk anything from discomfort to death. There is no reliable way to know what is in the substance without using drug checking services.

Checking your drugs helps you make more informed choices about substance use and your health.

Drug checking can...

- ✓ Identify up to 4–5 substances that may be in a sample.
- ✓ Determine whether a sample contains fentanyl and some fentanyl analogues as well as benzodiazepines.
- ✓ Sometimes estimate how much of a substance is present.
- ✓ Help you make more informed choices regarding substance use.

Drug checking cannot...

- ✗ Identify substances present in small amounts (less than about 5%) using the FTIR.
- ✗ Determine if all of your drug is free of adulterants or contaminants. Results only apply to samples.
- ✗ Tell you the purity or exact percentage of ingredients in your drug.
- ✗ Guarantee that a drug is safe to use.